

Joining a Zoom Meeting

Click [here](#) if you are accessing from a computer

Click [here](#) if you are accessing from a smart phone or tablet

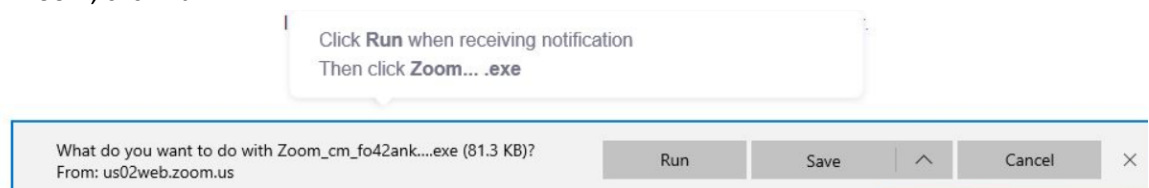
Joining a Zoom meeting from a computer

1. Go to the email invitation that contains the Zoom link and click the meeting link
2. If this is the first time accessing a Zoom meeting, click download and run Zoom, or click launch meeting

When system dialog prompts, click **Open**.

If you have Zoom Client installed, [launch meeting](#). Otherwise, [download and run Zoom](#).

3. Install Zoom, click Run



4. Enter your name

Enter your name

- Remember my name for future meetings

Join Meeting

Cancel

5. Click either Join with Video or Join without Video

Join with Video

Join without Video

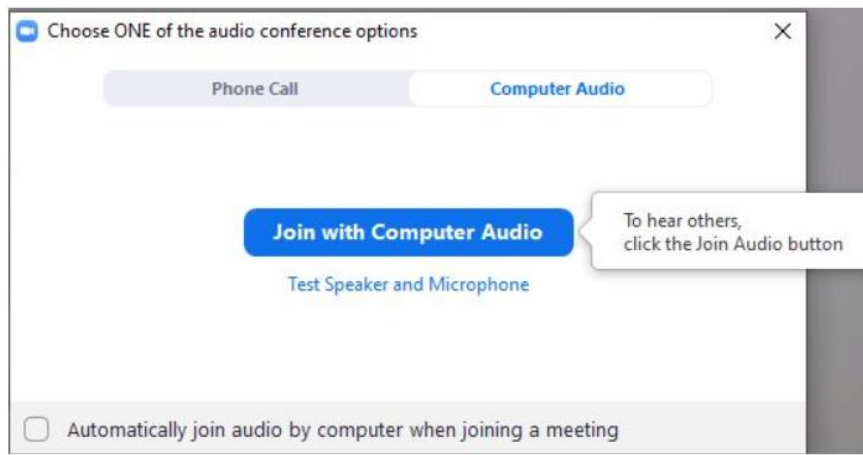
6. You may be requested to enter the meeting Passcode. The Passcode is included in your email invitation

Please enter your meeting passcode

Cancel

Continue

7. Click Join with Computer Audio. You can also test your Speaker and microphone by clicking the link



8. You have joined the meeting in the Waiting Room. The meeting host will let you in

Please wait, the meeting host will let you in soon.

9. You have now joined the meeting

Joining a Zoom meeting from a smart device, eg mobile phone or tablet

1. Go to the email invitation that contains the Zoom link and click the meeting link
2. If this is your first time accessing a Zoom meeting, click Download from App Store, or relevant Android store

us02web.zoom.us

zoom

Support

English

First time using Zoom

Download from App Store

Enter meeting ID **838 5352 1301**
after you install Zoom app

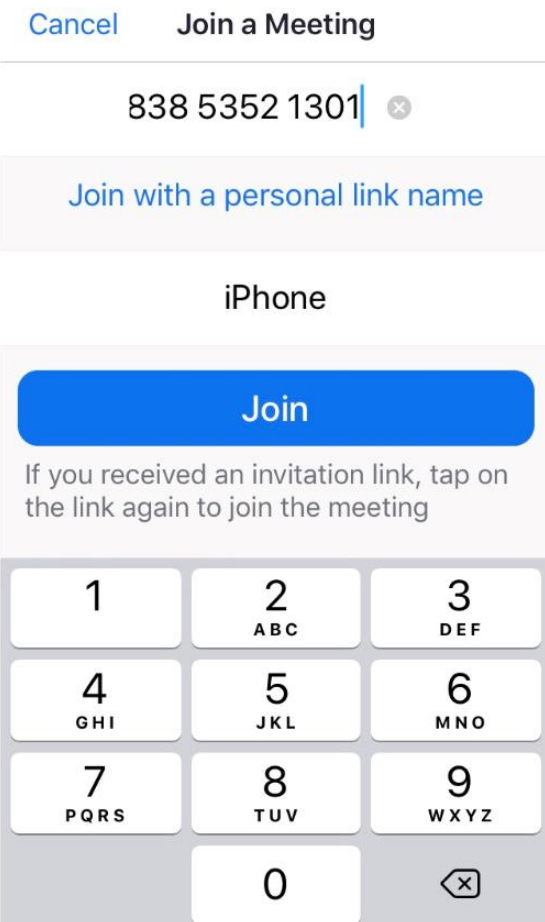


If Zoom app is installed, [launch meeting](#)

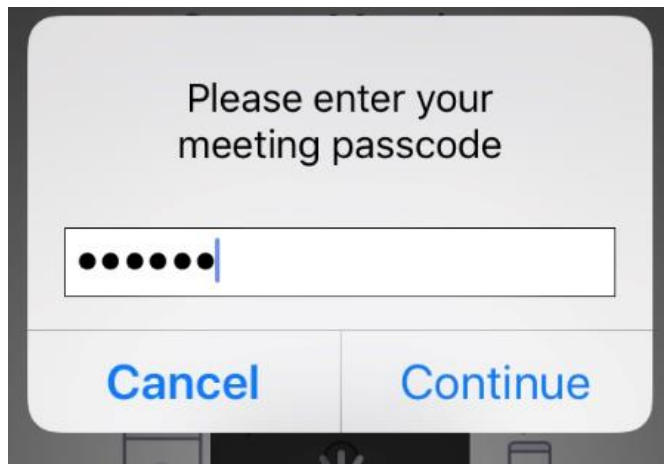
3. If Zoom is already installed on your device, click the launch meeting
4. Click Join a Meeting



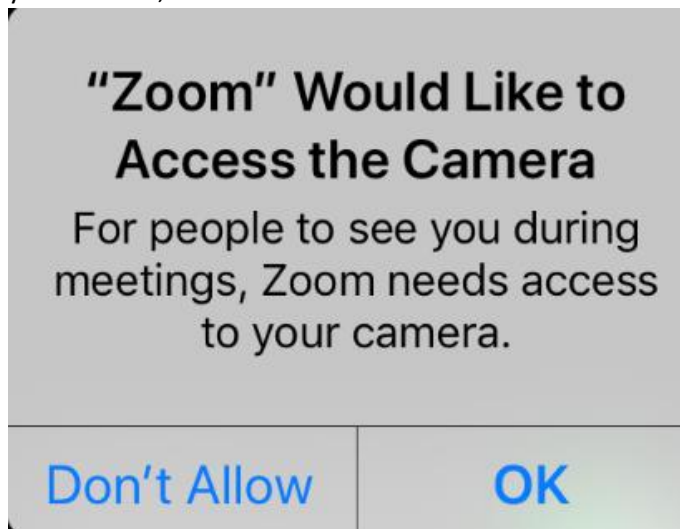
- 5. Enter the meeting ID that was included in your email invitation, turn on or off Audio Connection and My Video options, and click Join



6. If prompted, enter the meeting passcode that was included in your email invitation



7. For people to see you in Zoom meetings, Zoom needs to access your camera. To allow access to your camera, click OK.



8. Select either **Join with Video** or **Join without Video**
9. Select OK to Zoom would like to access the microphone so that people can hear you in meetings



10. You are now in the Waiting Room. The meeting Host will let you into the meeting

Please wait, the meeting
host will let you in soon

11. You have now joined the meeting.